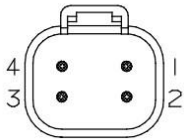




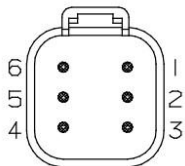
DT04-4P MALE FACE VIEW



DT04-4P/FLYING LEAD J1939

- 1=YEL=CAN HIGH
- 2=GRN=CAN LOW
- 3=RED=VDC.(VIN)
- 4=BLK=COMMON/GROUND

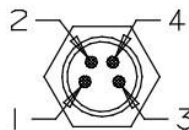
DT04-6P MALE FACE VIEW



DT04-6P/FLYING LEAD J1939

- 1=YEL=CAN HIGH
- 2=GRN=CAN LOW
- 3=RED=+VDC.(VIN)
- 4=BLK=COMMON/GROUND
- 5=WHT=ADDRESS SET
- 6=BLK=COMMON/GROUND

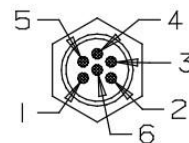
M8-4P MALE CODE A FACE VIEW



M8-4P/[CABLE]/FLYING LEAD J1939

- 1=BRN=+VDC (VIN)
- 2=WHT=CAN HIGH
- 3=BLU=COMMON/GROUND
- 4=BLK=CAN LOW

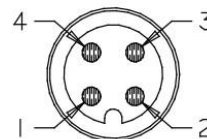
M8-6P MALE CODE A FACE VIEW



M8-6P/[CABLE]/FLYING LEAD J1939

- 1=BRN=+VDC (VIN)
- 2=WHT=CAN HIGH
- 3=BLU=COMMON/GROUND
- 4=BLK=CAN LOW
- 5=GRY=ADDRESS SET
- 6=PNK=COMMON/GROUND

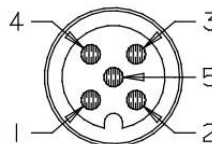
M12-4P MALE CODE A FACE VIEW



M12-4P/[CABLE]/FLYING LEAD J1939

- 1=BRN=+VDC (VIN)
- 2=WHT=CAN HIGH
- 3=BLU=COMMON/GROUND
- 4=BLK=CAN LOW

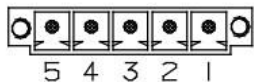
M12-5P MALE CODE A FACE VIEW



M12-5P/[CABLE]/FLYING LEAD J1939

- 1=BRN=+VDC (VIN)
- 2=WHT=CAN HIGH
- 3=BLU=COMMON/GROUND
- 4=BLK=CAN LOW
- 5=GRY=ADDRESS

PHOENIX #1830622 FACE VIEW

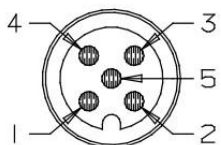


1830622/FLYING LEAD J1939

- 5=BRN=+VDC
- 4=BLU=COMMON/GROUND
- 3=BLK=CAN LOW
- 2=WHT=CAN HIGH
- 1=GRY=ADDRESS SET

CAN OPEN M12

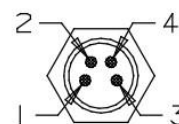
M12-5P MALE CODE A FACE VIEW



M12-5P/[CABLE]/FLYING LEAD CAN OPEN

- 1=BRN=SHIELD
- 2=WHT=+VDC (VIN)
- 3=BLU=COMMON/GROUND
- 4=BLK=CAN HIGH
- 5=GRY=CAN LOW

M8-4P MALE CODE A FACE VIEW



M8-4P/[CABLE]/FLYING LEAD ADDRESS SELECT, CAN OPEN

- 1=BRN=ADDRESS VOLTS
- 2=WHT=A SELECTOR
- 3=BLU=B SELECTOR
- 4=BLK=COMMON/GROUND

PIN OUT STYLE VARIES BY DEVICES STYLE. NOT EVERY COMBINATION IS AVAILABLE.

| | | | | | | | | | |
|---|--|--|--|--------------------|--------------------|-----------|--|-----------|-----------------|
| CONFIDENTIAL-ALL RIGHTS RESERVED DISCLOSURE OR DUPLICATION PROHIBITED | | | | DESIGN: T.WOLFF | DATE: 4/25/2022 | DRAFTING: | DATE: | | WWW.JORALLC.COM |
| UNLESS OTHERWISE SPECIFIED: DIMENSIONS ARE DECIMAL INCH | | | | CHECKED: | DATE: | APPROVED: | DATE: | | |
| MANUFACTURING TOLERANCES .X ±.015 .XX ±.005 .XXX ±.001 ANGLE 1° | | | | EPICOR# | RELEASED: | DATE: | MFG. PART #: J1939 & CAN OPEN CONNECTOR PIN OUT | REV. 3 | SHEET: 1 OF 1 |
| DESCRIPTION: | | | | | | SIZE | SCALE | LOCATION: | |

